

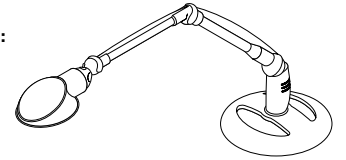


# Installation Instructions

## IOS Light

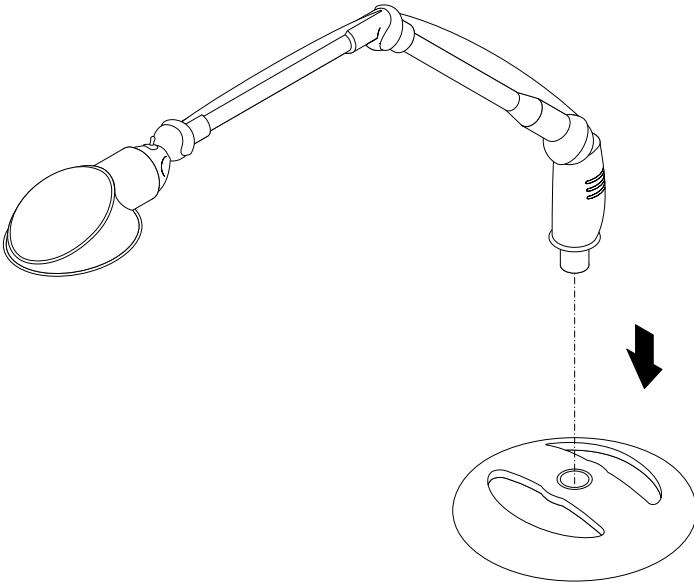
Freestanding:  
850 600 007  
850 600 008

TNT Connection:  
850 601 008  
850 601 007



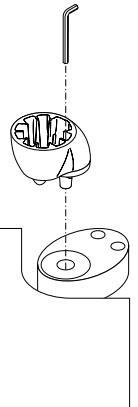
### Freestanding

- 1 Slide light into base.



### TNT Connection

- 1 Insert bracket assembly into spoon. Tighten enough to secure.



- 2 Insert sleeve into bracket assembly. Slide light into sleeve.

